



Features

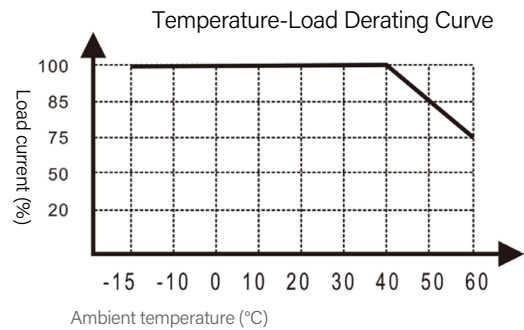
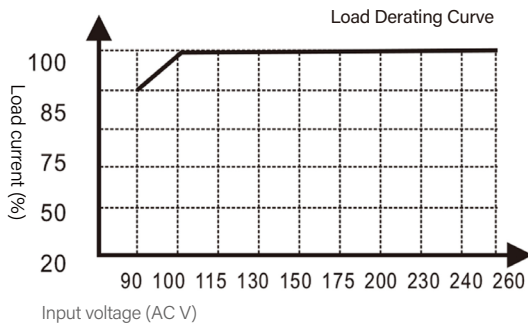
- Wide input voltage range
- Overload, Short-Circuit, Overtemperature and Undervoltage Protection
- Level VI Energy Efficiency Solution
- Low Power, Compact Size, High Efficiency
- Dual Fuses on AC Side, Isolation with Dual "Y" Design
- Compliant with CE Certification Requirements

Specifications

Model		TPS-YS30SWR-5V	TPS-YS30SWR-12V	TPS-YS30SWR-24V
Output	Output Voltage	5V	12V	24V
	Rated Current	5A	2.5A	1.25A
	Current Range	0-5A	0-2.5A	0-1.25A
	Ripple (Max)	100mVp-p	120mVp-p	150mVp-p
	Voltage Range	4.95-5.2V	11.9-12.1V	23.9-24.1V
	Voltage Regulation Rate	±1.1%	±1.1%	±1.1%
	Load Regulation Rate	±1.5%	±1.5%	±1.5%
	Rated Power	25W	30W	30W
	Efficiency	81.0%	86.0%	87.0%
	Voltage Adjustment Range	Non-adjustable		
	Start-up、Rise、Hold-up Time	100ms、20ms、20ms/220VAC		
Input	Input Voltage Range	85~264VAC (125-375VDC)		
	Input Current	<0.5A (Average Current 0.3-0.4A)		
	Input Frequency	47-63Hz		
	No-load Power Consumption	220VAC IN: <0.3W; 110VAC IN: <0.1W		
	Inrush Current	Cold Start: <30A@230VAC		
	Leakage Current	<0.7mA/220VAC		
Protection	Overpower Protection	125-150% of rated power, with automatic recovery after fault removal.		
	Overvoltage Protection	VH1: >50%		
	Short Circuit Protection	Hiccup mode: Automatically recovers after short circuit removal.		
Environmental	Operating Temperature/Humidity	"-20~+40°C @100% Load,+60°C@60% Load. 20~90%RH"		
	Storage Temperature/Humidity	"-30~85°C, 10~95%RH"		
Safety and EMC	Safety/EMC	EN55032: 2015; EN55024: 2010+ EN61000-3-2		
	Surge、EFT/Burst	Differential Mode: 2kV, 360YA: ±2kV; L、N、L+N 5KHZ\100KHZ±2KV		
	Withstand Voltage	I/P-O/P: 3.75KVAC 1min.		
	Insulation Resistance	I/P-O/P: 500VDC/100M Ohms		
Other	Dimensions(L*W*H)	66.2×30.5×25mm		
	Weight	about 46g		

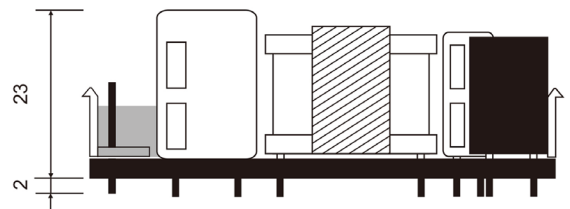
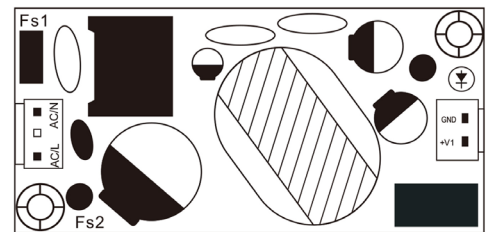
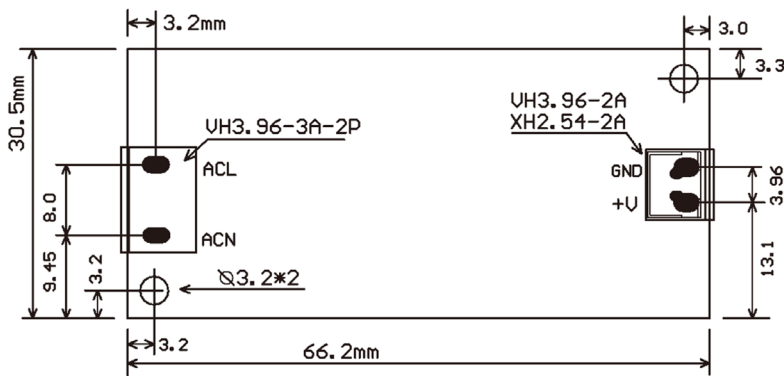
Notes	<ol style="list-style-type: none"> All parameters are measured under the following conditions: rated input voltage of 220V AC, rated load, ambient temperature of 25°C, and humidity of 70%. Accuracy: Includes setting error, voltage regulation, and load regulation. Ripple testing: Connect the power supply and load with a 30CM twisted pair. The load is connected with a 0.1μF ceramic capacitor and a 47μF capacitor, and measured at the load end using a 20MHz oscilloscope. Voltage regulation: Measured with the input voltage varying from low to high under rated load conditions. Load regulation: Measured with the output varying from 0% load to 100% load. Each channel can output the maximum current, but the total load across all channels must not exceed the maximum output power.
--------------	--------------------------------------------------------------------------------------------------------------------------------------------------------------------------------------------------------------------------------------------------------------------------------------------------------------------------------------------------------------------------------------------------------------------------------------------------------------------------------------------------------------------------------------------------------------------------------------------------------------------------------------------------------------------------------------------------------------------------------------------------------------------------------------------------------------------------------------------------------------------------

Characteristic Curve



Mechanical Dimensions

mm



This electronic device must not be disposed of in the household waste at the end of its service life. For your return, there are free collection points for electrical appliances and, if necessary, additional points of acceptance for the reuse of the devices in your area. The addresses can be obtained from your city or communal administration. If the old electrical or electronic device contains personal data, you are responsible for deleting it before you return it. Further information: www.elektrogesetz.de